

End of a dream: TransGrid ends plan for NSW-SA line: ElectraNet SA gains control

1 TransGrid, the NSW Government-owned electricity transmission business, which once ruled the grid through its political connections - has now acknowledged the end of an era. It has advised the Essential Services Commission of South Australia (ESCOSA) that it wishes to withdraw its application to hold a transmission licence in South Australia for the SNI Project.

Interconnector route: SNI was the name of the South Australia-NSW Interconnector project between Robertstown in South Australia and Buronga in NSW.

Review of operations: TransGrid advised ESCOSA that following developments in the National Electricity Market (NEM) it had reviewed its operations in relation to the SNI project and has decided not to proceed.

No objection to ElectraNet SA proceeding: TransGrid advised that it had no objection to ElectraNet SA proceeding with a new development application for the Robertstown-Monash 275kV transmission line. TransGrid said it had agreed that existing information used in the preparation of the environmental impact statement (EIS) for the SNI project might be used by ElectraNet SA in preparing a new development application for the transmission line.

<http://www.escosa.sa.gov.au>

41 cases of price fixing & cartels revealed by new ACCC whistleblower rules

New provisions designed to encourage companies to blow the whistle on cartel activity had led to a rush of new

cont. page 3

contents

- 3 **Sydney Futures Exchange offer: we'll buy NSW Govt State electricity contracts**
- 5 **Cheung Kong borrows US\$387m, secured by charge over ETSA transmission assets**
- 7 **Barossa winemakers set to fight ElectraNet SA's powerline plans, urge undergrounding**
- 7 **ElectraNet SA not opposed to underground transmission line through Barossa, if someone else pays for it**
- 8 **Monday, 4 October: Drama with Vic-SA interconnector as SA at risk of NEM separation, LOR2 declared and limits cut**
- 9 **Qld Premier foreshadows corporate guidelines change for Government-owned Corporations**
- 9 **WA prepares for summer peak loads: Negotiates power buy with Parkeston power station, transmission upgrade**
- 10 **WA Cabinet ratifies appointment of two new board members to Western Power**

Find out more at the subscriber section of www.erisk.net

Published by EWN Publishing, PO Box 1419, Rozelle, NSW 2039. Ph: +612 9818 8877. Fax: +612 9818 8473. Editor: Laurel Fox-Allen.

Electricity in brief

Demand up, price down in 3Q:

Prices were down 7-9pc in NSW, Vic and Qld for the September quarter, but up 4pc in SA to overall \$25.77-\$43.22/MWh range: Demand was up in all regions

\$595 million in free electricity:

The PM promised \$595 million in free electricity in a bid to buy grey-power votes with a \$100 per year "utilities supplement" for 2.2 million pensioners.

NSW grid managers accused:

The energy users association - the EUAA - warned Sydney networks may not cope with summer demand spikes and reported three blackouts in as many weeks.

New age grid religion:

The Electrical Trades Union feared appointment of Jardine - a "new age fundamentalist" - to head Energex. George Maltabarow may accept the job of interim managing director of EnergyAustralia after Paul Broad went walk-about to Powertel.

More to come in Qld: Energex company secretary Peter Turnbull seemed set to face the chop after

the suicide of the CEO exposed a culture of matey rorts.

Never, never, never give up:

TransGrid has decided not to fight them on the beaches any more and has notified ESCOSA it would withdraw its application to hold SA transmission line for SNI project

ACCC whistles blow: There were now 41 cases of price fixing & cartel activity under ACCC investigation thanks to new whistleblower provisions

ElectraNet SA now evil empire:

With the demise of TransGrid from the role, the new head of the empire was now ElectraNet SA: Barossa winemakers were set to fight ElectraNet SA's powerline plans and push for undergrounding. The canny ElectraNet SA was not opposed to underground transmission lines through the Barossa, if someone else paid the cost which, it said, would be about ten times more.

New rules for Qld corps: The Qld Premier foreshadowed changes to corporate guidelines for the State Govt-owned corporations after brickbats flew from all directions.

WA stocks up on fuel contracts:

WA prepared for summer peak loads - it had negotiated power

purchase with Parkeston power station, and a transmission upgrade.

WA keeps troops happy:

Western Power kept the workers happy with performance bonuses worth nearly \$10 million, despite the blackouts.

Fresh board fodder at WA: The WA Cabinet ratified the appointment of two new board members to Western Power.

Energex's upgrade: 60 new bulk supply/zone substation and transmission projects were to be installed pre-Xmas 2004.

Coal madness: 29 coal carriers sat off Newcastle waiting for spot loads of spare coal. Thermal coal contracts were expected to top \$US55 a tonne, and 2005-06 negotiations were to begin soon.

Find out more at the subscriber section of www.erisk.net

Cont. from p. 1

investigations by the Australian Competition and Consumer Commission, according to *The Australian Financial Review* (2/10/2004, p. 6). Chair Graeme Samuel revealed on Friday that the ACCC had 41 cases of price fixing and cartel activity under investigation, five of which were before the courts. Samuel said the cases included 11 which were brought forward over the past 12 months as a result of new provisions introduced last year providing leniency to a company where it was the first to inform the ACCC of the cartel activity.

EWN publishing

Sydney Futures Exchange offer: we'll buy NSW Govt State electricity contracts

According to a Sydney Futures Exchange, and d-cyphaTrade "Proposal to Mitigate Credit Risk, a NSW Electricity Businesses Risk Management Proposal for NSW Treasury", NSW electricity businesses and NSW Treasury could eliminate "counterparty credit risk for those existing contractual positions that can be converted and then transferred as futures contracts to private traders".

3

Is this a win-win deal? The paper listed these gains:

- huge fees to the Sydney Futures Exchange, and brokers (and to d-cyphaTrade which is owned by the NZ state transmission corporation) and also;

Top price for NEM week 26 Sept - 2 Oct 2004: Barcaldine at \$45.59/MWh

SA			
Generator	Income (\$)	Output (MWh)	Av Price (/MWh)
North'n Power	\$2,219,002	84,647	\$26.21
Ladbroke	\$365,588	14,426	\$25.34
Osborne	\$623,135	23,950	\$26.02
Pelican Pt	\$106,470	4,261	\$24.99
Torrens Is. B	\$1,237,720	42,733	\$28.96
Vic->SA	\$1,392,322	54,052	\$25.76
MLink->SA	\$177,965	6,191	\$28.74
Torrens Is. A	-	-	-
Mintaro	-	-	-
Dry Creek	-	-	-
Playford	\$92,548	4,597	\$20.13
Snuggery	\$321	18	\$17.79
Pt Lincoln	-	-	-
Quarantine	\$21,612	583	\$37.08
Hallett Power	\$1,817	51	\$35.34
Lonsdale	-	-	-

VIC			
Generator	Income (\$)	Output (MWh)	Av Price (/MWh)
Loy Yang A	\$7,533,072	349,396	\$21.56
Loy Yang B	\$3,672,962	170,899	\$21.49
Hazelwood	\$4,469,355	206,482	\$21.65
Yallourn	\$4,747,166	222,013	\$21.38
Anglesea	\$564,448	26,046	\$21.67
Energy Brix	\$457,215	21,303	\$21.46
Newport	-	-	-
MLink->Vic	\$930	144	\$6.47
SA->Vic	-	-	-
Snowy->Vic	\$313,422	12,121	\$25.86
Jeeralang	\$9,046	336	\$26.95
West Kiewa	\$213,493	9,913	\$21.54
Bairnsdale	\$4,531	247	\$18.34
Dartmouth	\$248,387	10,004	\$24.83
Eildon	\$2,033	73	\$27.85
Hume Vic	-	-	-
McKay Power	\$140,553	5,837	\$24.08
Clover	-	-	-
Valley Power	-	-	-
Rubicon	-	-	-
Somerton Power	\$5,834	181	\$32.19
Sunshine Energy	-	-	-
Longford	-	-	-
Tramway Road	-	-	-
Toora Wind Farm	-	-	-

NSW			
Generator	Income (\$)	Output (MWh)	Av Price (/MWh)
Bayswater	\$8,675,009	375,648	\$23.09
Liddell	\$3,203,195	138,064	\$23.20
Mt Piper	\$4,583,182	195,332	\$23.46
Wallerawang	\$1,678,399	71,398	\$23.51
Vales Point	\$3,119,222	132,816	\$23.49
Munmorah	\$919,944	38,527	\$23.88
Eraring	\$5,191,383	222,520	\$23.33
Redbank	\$537,916	23,957	\$22.45
Smithfield	\$465,688	19,616	\$23.74
Snowy->NSW	\$3,213,834	135,748	\$23.68
Shoalhaven	\$2,619	87	\$30.07
Hunter Valley	-	-	-
Hume Hydro	\$45,725	2,088	\$21.90
Blowering	-	-	-
Northern Gas	-	-	-
Burrinjuck	-	-	-
Brown Mountain	-	-	-
Keepit	-	-	-
Broken Hill	-	-	-
Ergon Energy	-	-	-
Pindari Hydro	-	-	-
DL Q->N	-	-	-
QLD->NSW	\$395,540	15,321	\$25.82
West Nowra	-	-	-

QLD			
Generator	Income (\$)	Output (MWh)	Av Price (/MWh)
Tarong	\$6,994,592	245,315	\$28.51
Millmerran	\$3,490,376	118,915	\$29.35
Swanbank	\$1,583,748	50,304	\$31.48
Stanwell	\$4,748,952	159,695	\$29.74
Callide B	\$169,965	6,331	\$26.85
Callide Power	\$3,808,052	138,480	\$27.50
Gladstone	\$4,499,157	144,715	\$31.09
Collinsville	-	-	-
Swanbank C, D, E	\$735,763	19,489	\$37.75
Barcaldine	\$96,974	2,127	\$45.59
Callide A	-	-	-
Kareeya	\$238,746	8,578	\$27.83
Barron Gorge	\$134,327	4,521	\$29.71
Mt Stuart	\$30,339	996	\$30.45
Wivenhoe	\$359,271	16,359	\$21.96
Townsville	\$15,825	544	\$29.08
Mackay	\$451	17	\$26.54
Roma	\$8,611	305	\$28.23
Oakey	\$159,268	4,643	\$34.30
DL N->Q	\$129,633	1,329	\$97.53
NSW->QLD	\$411,444	10,030	\$41.02
Rocky Point	-	-	-
Tableland	-	-	-

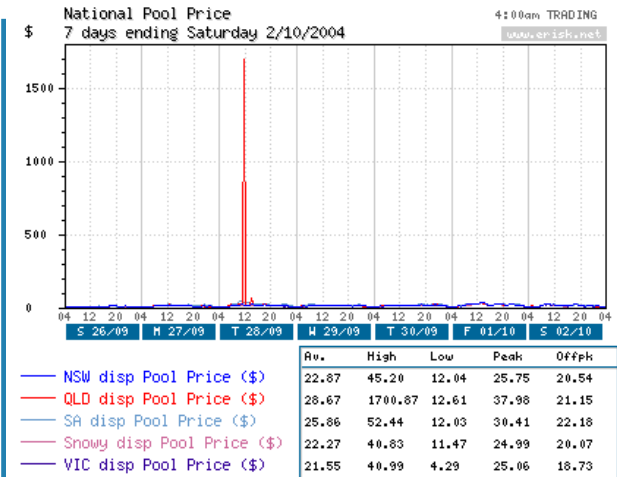
- the two said; - avoidance of any futures contract margining requirements where EFP and mirror transactions are executed simultaneously;
- reduction in the volume of OTC-hedging collateral requirements provided by private traders to NSW Treasury as a result of OTC contracts replaced with future contracts;
- increased competition for trading rights during the tendering process to “maximise the payments received by NSW Treasury for the trading rights associated with the energy businesses;
- reduced legal and administrative costs and complexities associated with the tendering process. In the plan, OTC hedge contracts, (which are governed by various counterparty specific contractual nuances), get replaced by standardised futures contracts, which would use centralised clearing and a standardised margining process guaranteed by the SFECC;
- reduced OTC hedge contract administration costs (including costs associated with contract settlement, hedge contract revaluation, credit risk monitoring and reporting) to the extent that OTC positions are swapped for futures; and
- swapping OTC hedge contracts for futures positions, combined with subsequent mirror futures transactions, thus “avoiding all related contract risk”.

the week in detail

• **NSW:** Average price \$22.87/MWh, down 6 per cent on the \$24.44/MWh of the previous week, up 12 per cent on the \$20.46/MWh of the comparable week last year; maximum price \$45.20/MWh for the trading interval ended 1400EST Friday, 1 October. Average demand 8097MW, down 0.4 per cent on the previous week, up 2MW on a year ago; maximum demand 10,224MW for the 1830EST interval Friday, 1 October, up 2.9 per cent on the 9940MW of the previous week. Snowy-NSW exports averaged 810MW, up 64.6 per cent on average exports of 492MW the previous week;

• **Victoria:** Average price \$21.55/MWh, down 10 per cent on the \$23.97/MWh of the previous week, down 12 per cent on the average \$24.41/MWh of the comparable week last year; maximum price \$40.99/MWh for the trading interval ended 1400EST Friday, 1 October. Average demand 5510MW, down 0.3 per cent on the previous week, down 1.0 per cent on a year ago; maximum demand 6648MW for the 1830EST interval Tuesday, 28 September, up 1.0 per cent on the 6579MW of the previous week. Net Victorian exports to Snowy averaged 196MW, up 42.0 per cent on average exports of 138MW the previous week;

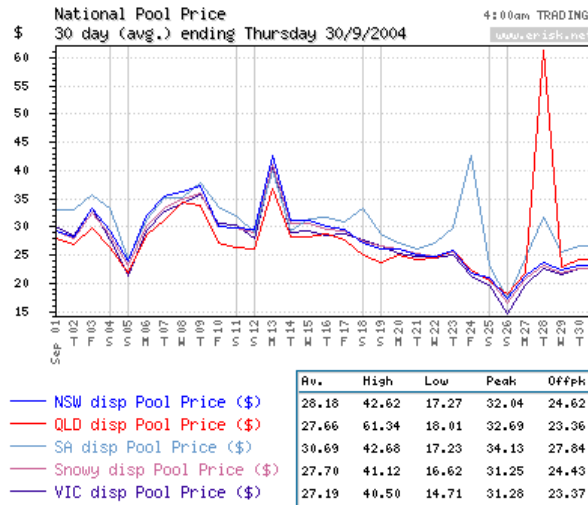
• **South Australia:** Average price \$25.86/MWh, down 12 per cent on the average of \$29.30/MWh the previous week, down 8 per cent on the average \$28.01/MWh of the comparable week last year; maximum price \$52.44/MWh for the trading interval ended 1100EST Tuesday, 28 September. Average demand 1386MW, up 7MW on the previous week, down 1.4 per cent on a year ago; maximum demand 1759MW for the 1900EST interval Tuesday, 28 September, up 0.7 per cent on the 1746MW the previous week. Vic-SA flow averaged 322MW, up 23.8 per cent on the 260MW the previous week; Murraylink net flow averaged 35.55MW west, up from the 17.33MW west the previous week; and



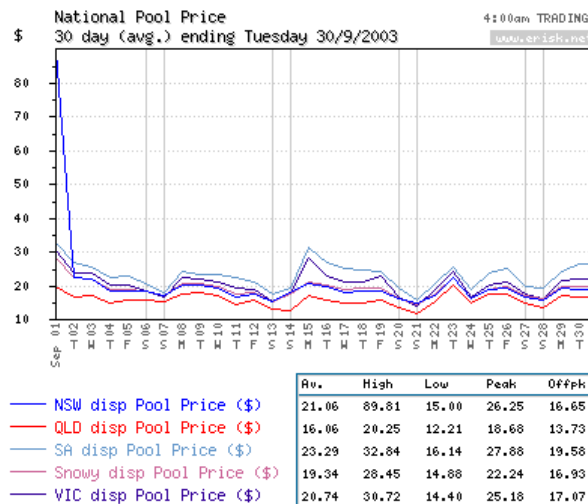
• **Queensland:** Average price \$28.67/MWh, up 21 per cent on the \$23.79/MWh of the previous week, up 73 per cent on the \$16.58/MWh of the comparable week last year; maximum price \$1700.87/MWh for the trading interval ended 1200EST Tuesday, 28 September. Average demand 5313MW, up 2.0 per cent on the previous week, up 2.3 per cent on a year ago; maximum demand 6408MW for the 1930EST interval Thursday, 30 September, up 2.3 per cent on the 6263MW the previous week. QNI flow averaged 29.31MW south, down 89.1 per cent on the 278MW south the previous week; Directlink averaged 7.91MW north, compared with 0.63MW north the previous week.

Phone: 02 9256 0511. Email: kchapman@sfe.com.au or Dean Price, General Manager, d-cyphaTrade, 02 8211 0618, Email: dean.price@d-cyphatrade.com.au

September 2004



September 2003



September in detail

• **NSW:** Average price \$28.18/MWh, up \$4.55/MWh (19 per cent) on the average \$23.63/MWh in August, up \$7.12/MWh (34 per cent) on the \$21.06/MWh of September 2003. Average demand 8352MW, down 599MW (6.7 per cent) on the 8951MW of August, up 105MW (1.3 per cent) on the 8247MW of September 2003.

• **Victoria:** Average price \$27.19/MWh, up \$4.63/MWh (21 per cent) on the average \$22.56/MWh in August, up \$6.45/MWh (31 per cent) on the \$20.74/MWh of September 2003. Average demand 5727MW, down 242MW (4.1 per cent) on the 5969MW of August, up 87MW (1.5 per cent) on the 5640MW of September 2003.

• **South Australia:** Average price \$30.69/MWh, down \$1.71/MWh (5 per cent) on the average \$32.40/MWh in August, up \$7.40/MWh (32 per cent) on the \$23.29/MWh of September 2003. Average demand 145MW, down 42MW (2.8 per cent) on the 1497MW of August, up 40MW (2.8 per cent) on the 1415MW of September 2003.

• **Queensland:** Average price \$27.66/MWh, up \$3.12/MWh (13 per cent) on the average \$24.54/MWh in August, up \$11.60/MWh (72 per cent) on the \$16.06/MWh of September 2003. Average demand 5280MW, down 87MW (1.7 per cent) on the 5369MW of August, up 57MW (1.1 per cent) on the 5223MW of September 2003.

EWN publishing

5

Cheung Kong borrows US\$387m, secured by charge over ETSA transmission assets

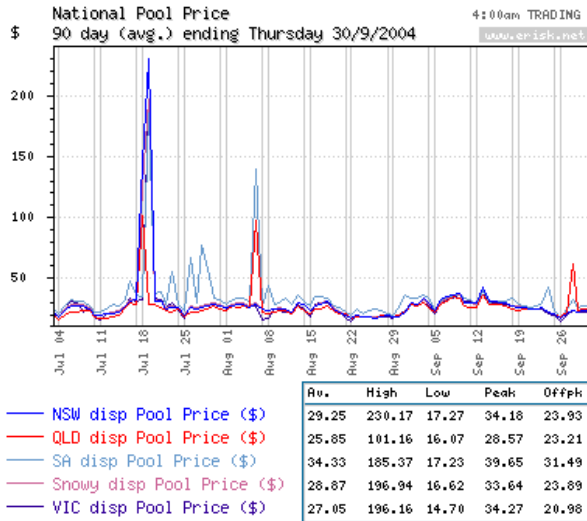
Standard & Poor's Ratings Services said on 23 September it has assigned its CEA - long-term rating to the proposed \$387 million senior secured notes to be issued by ETSA Utilities Finance Pty Ltd in the US via a private placement. The notes will be secured by a fixed and floating charge over the assets of ETSA and will rank equally with all other senior secured debt.

How it works: The notes will be guaranteed by ETSA Utilities Partnership, and will be used to re-finance existing debt and for general corporate purposes. It is expected that the notes' tenure will range from 12 to 15 years.

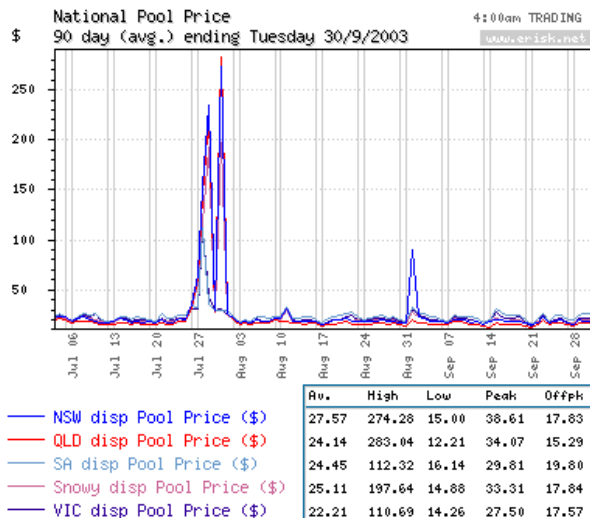
Monopoly gold mine: Standard & Poor's credit analyst, Mark Legge, Corporate & Infrastructure Ratings said the ratings on ETSA Utilities Finance Pty Ltd reflected;

- creditworthiness of the company's ultimate controlling owner, Cheung Kong Infrastructure Holdings Ltd;
- monopoly position of its incumbent electricity distribution network; and
- a regulatory regime that adds certainty and stability to cash flows.

July - September Quarter 2004



July - September Quarter 2003



September Quarter in detail

Prices down 7-9pc in NSW, Vic and Qld in September quarter, but up 4pc in SA to overall \$25.77-\$43.22/MWh range: Demand up in all regions

Average prices fell between 7-9 per cent in NSW, Victoria and Queensland and rose 4 per cent in South Australia for the September 2004 quarter to an overall \$25.77-\$34.22/MWh range on average prices in the June quarter.

Unchanged pecking order: For the September quarter, South Australia retained its role as price leader from NSW, Victoria and Queensland and Victoria, the same positions as the June quarter.

Big rises on September 2003 quarter: Average prices in the September 2004 quarter were up between 9 cents and \$9.81/MWh (22-40 per cent, with 9 cents not registering) on average prices in the September 2003 quarter. The NSW average price was down 31 cents (1 per cent) on the \$29.46/MWh average in the September 2003 quarter.

NSW has biggest demand rise: Average demand rose between 0.5 to 4.8 per cent in the four NEM regions in the September quarter compared to the June quarters. The biggest increase was the 408MW in NSW, with Victoria also registering a significant 195MW (3.4 per cent) rise. South Australia and Queensland rose by a more modest 41MW and 28MW respectively.

Lower demand rise on 2003 quarter: Average demand was up between 8MW (0.5 per cent) and 180MW (3.4 per cent) on the September 2003 averages. South Australia registered the smallest rise with Queensland the largest.

September 2004 quarter in detail:

- **NSW:** Average price \$29.15/MWh, down \$2.05/MWh (7 per cent) on the average \$31.20/MWh of the June quarter, down \$0.31/MWh (1 per cent) on the \$29.46/MWh of the September 2003 quarter. Average demand 8887MW, up 408MW (4.8 per cent) on the 8479MW of the June quarter, up 136MW (1.6 per cent) on the 8751MW of the September 2003 quarter.

- **Victoria:** Average price \$27.04/MWh, down \$2.79/MWh (9 per cent) on the average \$29.83/MWh of the June quarter, up \$4.85/MWh (22 per cent) on the \$22.19/MWh of the September 2003 quarter. Average demand 5922MW, up 195MW (3.4 per cent) on the 5727MW of the June quarter, up 108MW (1.9 per cent) on the 5814MW of the September 2003 quarter.

- **South Australia:** Average price \$34.22/MWh, up \$1.46/MWh (4 per cent) on the average \$32.76/MWh of the June quarter, up \$9.81/MWh (40 per cent) on the \$24.41/MWh of the September 2003 quarter. Average demand 1502MW, up 41MW (2.8 per cent) on the 1461MW of the June quarter, up 8MW (0.5 per cent) on the 1494MW of the September 2003 quarter.

- **Queensland:** Average price \$25.77/MWh, down \$2.13/MWh (8 per cent) on the average \$27.90/MWh of the June quarter, up 9 cents on the \$25.68/MWh of the September 2003 quarter. Average demand 5422MW up 28MW (0.5 per cent) on the 5394MW of the June quarter, up 180MW (3.4 per cent) on the 5242MW of the September 2003 quarter.

On the other side: Offsetting these strengths were the high levels of gearing under the company's aggressive capital structure, modest cash flow protection measures, and the upcoming reset of regulated revenues.

Contact: Mark Legge, Corporate & Infrastructure Finance Melbourne, on (61) 3 9631 2041; Ian Greer, Corporate & Infrastructure Finance Melbourne, on (61) 3 9631 2032; Sharon Beach, Media, on (61) 3 9631 2152.

Barossa winemakers set to fight ElectraNet SA's powerline plans, urge undergrounding

ElectraNet SA was set to face strong opposition from Barossa Valley winemakers over the company's new Templers to Dorrien powerline construction plan, with locals fearing its effect on the landscape. However, the company's manager for development and projects, Greg Rice, claimed that the cost of undergrounding the powerlines, as was being lobbied for by community and industry groups, would be "in excess of ten times" what was already proposed, reported *The Advertiser* (5/10/2004).

Construction to start next month: Barossa Valley winemakers and communities were shaping for a battle with ElectraNet SA to stop more powerlines. By the end of next month, work was meant to start on construction of the line - 30m-high concrete poles about 200m

apart cutting through vineyards and the rural landscape in Seppeltsfield, Marananga and Dorrien.

Community opposition: An emergency meeting of winemakers, residents and tourism operators was called for Monday night to stop what has been called "a short-term solution for a long-term problem". Representative groups were lobbying the State Government to find additional funding to underground the new powerline, which will run from near Templers to a sub-station at Dorrien. "ElectraNet SA executive manager for development and projects Greg Rice said. "Some members of the community have requested the proposed high voltage powerline as well as the existing high voltage powerline into the Barossa region should be undergrounded," he said. "This would result in an increase in costs in excess of 10 times the solution ElectraNet proposes."

ElectraNet SA not opposed to underground transmission line through Barossa, if someone else pays for it

In an open letter to the Barossa Valley Community (2/10/2004), ElectraNet SA Chief executive Ian Stirling canvassed some of the major issues surrounding the proposed 132kV Overhead Transmission Line Development, including the possibility of undergrounding.

Community consultation to continue:

ElectraNet would continue its community consultation strategy, which it anticipated would achieve an outcome that would meet long-term electricity requirements of the Barossa in a reliable, economic, aesthetic and environmentally responsible manner, wrote Stirling.

No construction before late 2005: Stirling insisted that ElectraNet never intended commencing construction next month - as some people had claimed. He reiterated that construction was not anticipated until mid to late 2005.

Conscious of "Brand Barossa": ElectraNet said they were conscious of the importance attached to "Brand Barossa" and the proposal for an overhead line would be presented to the community with that very much in mind.

Key stakeholders involved: ElectraNet was also keeping key stakeholders including regional councils, the Regional Development Board and tourism interests informed in this regard.

Undergrounding a costly option: Some community members and organisations had already indicated they would prefer an underground line. This was a valid point of view but would not be not cost free, according to ElectraNet.

Obligations to consumers: It was important to note that the investment and operating costs of ElectraNet's high voltage transmission

network were recovered through electricity charges to all electricity users within this state. ElectraNet was required under the National Electricity Code, to protect South Australian electricity consumers by providing reliable infrastructure development solutions at the lowest cost possible.

Must meet ACCC test: ElectraNet was not against underground developments, Stirling said, but the company would not be able to fund or progress this option if it did not meet the Australian Competition and Consumer Commission's Regulatory Test of the least cost solution.

Locals would have to pay: "The incremental undergrounding cost of the proposed overhead transmission line would therefore need to be borne by the local community rather than all South Australian electricity consumers.

Canvassing different corridor options: "ElectraNet was already drawing on the feedback provided, in conjunction with results of our recent social, environmental and economic impact studies, to prepare several line corridor options.

Opportunities to comment: "There would be even more opportunities for community members to provide comment and input as part of the formal planning approval process anticipated later this year."

Contact: either environmental consultant QED Pty Ltd on 8227 0188 or ElectraNet SA on 8404 7364.

Monday, 4 October: Drama with Vic-SA interconnector as SA at risk of NEM separation, LOR2 declared and limits cut

A short notice outage of a 500kV line in Victoria and an unplanned outage from a static var compensator (SVC) at a South Australian substation in the early morning created cascading problems for the Victoria-South Australia Heywood interconnector for about two hours on the morning of Monday, 4 October.

What happened: During the two problems:

- The National Electricity Market Management Company (NEMMCO) warned of the risk of South Australia separating from the National Electricity Market (NEM);
- a lack of reserve condition level two (LOR2) was declared in South Australia;
- transfer capability limits on the Vic-SA interconnector were cut to 250MW in both directions;
- two constraint sets were invoked because of the 500kV line outage;
- transfer capability limits were cut on the Vic-SA interconnector because of the SVC outage at the South Australian substation; and

- a constraint set was invoked for the substation outage.

Automatic load shedding: The warning of South Australia separating resulted from the short notice outage on the Moorabool to Sydenham No 1 500kV line in Victoria, which was originally due to last from 0800-0815EST. NEMMCO said a possible credible contingent event might result in South Australia separating from the rest of the NEM and load being shed automatically by low frequency in South Australia.

250MW limit both ways: NEMMCO also said the outage would limit the interconnection transfer capability of the Victoria-South Australia Heywood interconnector in both directions.

Reason for LOR 2: In advising of a lack of reserve condition level 2 (LOR2) from 0800-0815EST, NEMMCO said there were sufficient capacity reserves in South Australia, but it was the technical characteristics of the capacity reserve plant that impacted on its response.

End of first drama: After a number of updates advising of extensions to the constraint sets, NEMMCO cancelled the LOR2 declaration in a market notice at 0912EST. In a market notice at 1017EST, NEMMCO said it had cancelled the reduction of the transfer capability on the Vic-SA interconnector and the two constraint sets, which were invoked from 0800-1015EST.

SVC outage unplanned: Around the same time, NEMMCO advised in a market notice at 0904EST that an unplanned outage of the

SVC in South Australia's South East substation at 0800EST would reduce the Victoria to South Australia transfer capability on the interconnector. It invoked constraint set ID S-SE_VC_1 from 0815-1000EST and said the constraint set contained dynamic constraints.

How long outage lasted: In an update at 1000EST, NEMMCO advised the outage lasted from 0806-0954EST and that the transfer limit was cancelled. It said the constraint set was invoked from 0815-1000EST.

Reference: NEMMCO market notices 12042-12050 inclusive published in Market Notices of Reports section for Monday, 4 October in Erisk Net - Subscribers. <http://www.erisk.net>

Qld Premier foreshadows corporate guidelines change for Govt-owned Corporations

Queensland Premier Peter Beattie recently foreshadowed a number of corporate guideline changes, according to *The Courier-Mail* (29/9/2004, p. 4). These included:

- a clarification of the boards' obligations and the obligations of individual directors in relation to the negotiation of senior executive remuneration and other benefits;
- ensuring all arrangements concerning senior executive remuneration were fully incorporated in the written contract of employment;

- ensuring full and accurate disclosure to relevant ministers of all written arrangements concerning senior executive remuneration; and
- introduction of appropriate compliance procedures.

Changes in place ASAP: Beattie said the changes would be introduced as soon as possible.

No evidence of other problems: He said there was no evidence that similar contractual problems existed at other government-owned corporations.

Boards to advise of all contract changes: Beattie said he had written to the chairs of all government-owned corporations requesting that senior executive contracts be lodged with the Office of Government-owned Corporations and that it be advised of any variations, written or verbal.

WA prepares for summer peak loads: Negotiates power buy with Parkeston power station, transmission upgrade

Western Power was to negotiate a power purchase agreement with the owners of the Parkeston power station, near Kalgoorlie-Boulder, to provide about 35 megawatts of electricity at times of high demand, according to a statement released by West Australian Energy Minister Eric Ripper (27/9/2004).

Upgrade of transmission lines: Ripper said in anticipation of the agreement - expected to be finalised shortly - Western Power was spending \$7.2 million upgrading transmission lines from the power station to the state's main power grid. "Many people, including Mr Bowler, asked why extra capacity was not sought from the Parkeston power station during the gas shortage last February," he said. "The fact is that the existing 33kV transmission line connecting the power station to Western Power's South-West Interconnected System had limited capacity. "The new 132kV line will double the amount of electricity that can be fed into the grid from Parkeston. It will join the grid in Kalgoorlie-Boulder, between the Boulder and Piccadilly substations."

Plan to cope with high electricity demands: The proposed four-year agreement with power station owners Trans Alta Energy and Newmont Australia Limited is one of a series of measures by Western Power to prepare for periods of very high electricity demand, especially in summer.

Other measures include:

- deferring closure of older units at Kwinana and Muja Power Stations;
- overhauling the Kwinana and Muja power stations to improve reliability;
- increasing the output of the Muja coal-fired power station and the Pinjar gas turbine power station; and
- an agreement to access up to 45TJ of gas from Wesfarmers LNG plant at Kwinana.

Up to 186 extra MW by next summer: "By next summer, Western Power will have up to 186 megawatts of additional electricity more than last summer to more than cover forecast demand increases," the Minister said. "Every possible step is being taken to avoid a repeat of the circumstances last February, when gas supplies were not available to handle an unusually high series of spikes in power demand. The value of the agreement lies in the additional capacity that can be sourced from Parkeston which is fired on gas from the Goldfields Gas Pipeline, rather than the Dampier-to-Bunbury natural gas pipeline."

Reference: West Australian Energy Minister Eric Ripper's office: (08) 9222 8788.

Western Power workers get performance bonuses worth nearly \$10m, despite blackouts

Western Power workers are to be rewarded with performance bonuses worth nearly \$10 million, despite the West Australian electricity utility presiding over massive power shortages just seven months ago, according to *The Australian* (24/9/2004, p. 3). About 2625 staff are expected to receive the bonuses, which are based solely on improvements in the company's finances.

Utility confident of no repeat in shortages: Western Power's public standing came in for a beating earlier this year when an electricity shortage forced it to ask Perth residents to

keep power use to an absolute minimum. New chief executive Tony Ianello appeared confident power shortages would be avoided this summer. "We are in far better shape than what we were last year," he said. But Ianello said if extreme weather conditions again occurred at a time of plant failure and gas shortages then there could be some "constraints".

WA Cabinet ratifies appointment of two new board members to Western Power

State Cabinet has ratified the appointments of two new Western Power board members, according to a statement released by West Australian Energy Minister Eric Ripper (27/9/2004). Ripper said that the two new board members, Harvey Collins and Mervyn Davies, would bring extensive skills and experience to the Western Power board as the utility focused on improving electricity network reliability and security and new challenges it would face from competitors in 2005. "From January 1, 2005, another 10,000 Western Power customers join the 2,500 customers who already have a choice of electricity providers," Ripper said.

Harvey Collins: Speaking about one of the two new board members, Harvey Collins, Ripper said, "Mr Collins was the interim chief executive officer of Western Power from February to August 2004 and performed brilliantly. He has an outstanding track record

in business. Mr Collins is a former chief financial officer of Challenge Bank, is the chair of WA's biggest health insurer HBF and a director of the Government Employees' Superannuation Board. He has also been chair of iiNet Limited and is a national council member of the Securities Institute of Australia, the premier body representing and educating professionals in the Australian financial sector."

Mervyn Davies: Ripper said that the other new board member, Mervyn Davies, had more than 40 years' experience in the electricity industry and is formally qualified in both Engineering and Economics (UNSW). "Mr Davies has held the position of general manager Network with Australia's largest electricity distribution company, Energy Australia," the Minister said.

Western Power board members: Collins and Davies join Jenny Seabrook, Sue Wilson, Alan Mulgrew, John O'Connor, Charlotte Stockwell on the board, chaired by Neil Hamilton.

Reference: West Australian Energy Minister Eric Ripper's office: 9222 8788.

Thermal coal contracts expected to top \$US55 a tonne, 2005-06 negotiations on price to begin soon

Next year looked like a boom year for Australian energy exporters such as BHP Billiton, Woodside Petroleum and

Rio Tinto, as strong oil, thermal coal and LNG markets combine with expected significant increases in coking coal and iron ore prices next year, according to *The Australian Financial Review* (30/9/2004, p. 27).

Spot thermal still over \$US55: The spot thermal coal price was now about \$US55 a tonne, down from its recent high of \$US70 a tonne but still more than double its level 18 months ago. It was also still more than 35 per cent higher than many thermal coal contract prices Australian exporters entered into with Japanese power utilities for 2004-05.

Big contract price rises expected: Negotiations would begin over the next two months for 2005-06 prices. Most analysts expected a 20 per cent price rise from a benchmark \$US45 a tonne contract price for 2004-05 to \$US55 a tonne for 2005-06. The wild spot coking coal market was trading anywhere between \$US80 and \$US110 a tonne. Coking coal was Australia's largest commodity export and thermal coal Australia's fourth-largest after iron ore and gold.

Region Summary Report for the week 19-25 September 2004

NSW		
Energy Sent out	1163279.94 (MWh)	\$28,098,558.45
Energy Purchased	-1265361.72 (MWh)	(\$31,772,202.00)
Energy Imported from QLD1	50874.04 (MWh)	\$1,309,798.19
Energy Imported from SNOWY1	83858.02 (MWh)	\$2,087,449.56
Energy Exported to QLD1	-1401.92 (MWh)	(\$27,227.60)
Energy Exported to SNOWY1	-3814.89 (MWh)	(\$86,738.80)
Surplus on import from QLD1		\$62,148.10
Surplus on import from SNOWY1		\$50,598.26
Surplus on export to QLD1		\$305.25
Surplus on export to SNOWY1		\$1,338.67
Regional Excess Generation		\$0.00
Regional Reserve Trading		\$0.00
Market Intervention Compensation		\$0.00
Regional Admin Price Compensation		\$0.00
Settlement Surplus Account		(\$390,362.20)
Total Ancillary Service Payment		\$417,197.84

VIC		
Energy Sent out	900538.97 (MWh)	\$21,187,291.69
Energy Purchased	-813003.27 (MWh)	(\$20,267,975.12)
Energy Imported from SA1	240.55 (MWh)	\$8,626.53
Energy Imported from SNOWY1	15063.12 (MWh)	\$423,830.79
Energy Exported to SA1	-47692.83 (MWh)	(\$1,126,603.11)
Energy Exported to SNOWY1	-33935.42 (MWh)	(\$655,963.91)
Surplus on import from SA1		\$179.02
Surplus on import from SNOWY1		\$15,498.43
Surplus on export to SA1		\$278,776.13
Surplus on export to SNOWY1		\$15,303.75
Regional Excess Generation		\$0.00
Regional Reserve Trading		\$0.00
Market Intervention Compensation		\$0.00
Regional Admin Price Compensation		\$0.00
Settlement Surplus Account		(\$430,793.12)
Total Ancillary Service Payment		\$176,110.15

Data on Demand: two methods

CSV files are available, for whole year data sets at www.erisk.net/DOD (data on demand service) for all data plus revenue by unit, and transmission flows and general NEM data. Pay by download using a credit card. Easy to access 1- 90 day charts and graphs also appear at <http://www.erisk.net>.

SA		
Energy Sent out	179725.21 (MWh)	\$5,388,255.98
Energy Purchased	-220826.93 (MWh)	(\$6,792,640.86)
Energy Imported from VIC1	44588.05 (MWh)	\$1,405,379.23
Energy Exported to VIC1	-243.30 (MWh)	(\$8,447.51)
Surplus on import from VIC1		\$278,776.13
Surplus on export to VIC1		\$179.02
Regional Excess Generation		\$0.00
Regional Reserve Trading		\$0.00
Market Intervention Compensation		\$0.00
Regional Admin Price Compensation		\$0.00
Settlement Surplus Account		(\$7,453.16)
Total Ancillary Service Payment		\$113,386.66

Snowy		
Energy Sent out	65588.28 (MWh)	\$1,771,772.17
Energy Purchased	-3829.21 (MWh)	(\$82,748.71)
Energy Imported from NSW1	3618.08 (MWh)	\$88,077.48
Energy Imported from VIC1	32654.76 (MWh)	\$671,267.66
Energy Exported to NSW1	-82495.36 (MWh)	(\$2,036,851.31)
Energy Exported to VIC1	-15099.55 (MWh)	(\$408,332.36)
Surplus on import from NSW1		\$1,338.67
Surplus on import from VIC1		\$15,303.75
Surplus on export to NSW1		\$50,598.26
Surplus on export to VIC1		\$15,498.43
Regional Excess Generation		\$0.00
Regional Reserve Trading		\$0.00
Market Intervention Compensation		\$0.00
Regional Admin Price Compensation		\$0.00
Settlement Surplus Account		\$3,184.93
Total Ancillary Service Payment		\$557,256.31

QLD		
Energy Sent out	888255.31 (MWh)	\$20,518,483.46
Energy Purchased	-813677.14 (MWh)	(\$19,978,351.14)
Energy Imported from NSW1	1335.69 (MWh)	\$27,532.85
Energy Exported to NSW1	-51502.34 (MWh)	(\$1,247,650.09)
Surplus on import from NSW1		\$305.25
Surplus on export to NSW1		\$62,148.10
Regional Excess Generation		\$0.00
Regional Reserve Trading		\$0.00
Market Intervention Compensation		\$0.00
Regional Admin Price Compensation		\$0.00
Settlement Surplus Account		(\$679,984.92)
Total Ancillary Service Payment		\$900,560.28

Constraint Library Changes Report for the week 27 September - 3 October 2004

ewn publishing

<p>27/09/2004: New Constraint Set(s) and Constraint Equation(s) Constraint Set: N-ARTW_85 Constraint Equation: N>Q-ARTW1A, N>Q-ARTW1B (total=2) Reason: Required for planned outage</p>
<p>27/09/2004: Modified Constraint Equation(s) Constraint Equation: V^SML_NIL2, V^SML_NIL3 Reason: KGTS transformer MVA terms changed due to new transformer</p>
<p>27/09/2004: Modified Constraint Set(s) and Constraint Equation(s) Constraint Set: N-LDTW_84 Constraint Equation: N:Q_LDTW_E, N:Q_LDTWA1, N:Q_LDTWA2, N:Q_LDTWA3, N:Q_LDTWA4, N:Q_LDTWA5, N:Q_LDTWA6, N:Q_LDTWA7, N:Q_LDTWB1, N:Q_LDTWB2, N:Q_LDTWB3, N:Q_LDTWB4, N:Q_LDTWB5, N:Q_LDTWB6, N:Q_LDTWB7, N:Q_LDTWB8, N:Q_LDTWB9, N:Q_LDTWC1, N:Q_LDTWC2, Q:Q_LDTW_D (modified), N^Q_LDTW_1 (added to set, modified equation) N^Q_LDTW_A, N^Q_LDTW_B (removed from set) Reason: Updated based on advice from TNSP</p>
<p>27/09/2004: Modified Constraint Set(s) and Constraint Equation(s) Constraint Set: N-ARTW_85 Constraint Equation: N:Q_ARTW_E, N:Q_ARTWA1, N:Q_ARTWA2, N:Q_ARTWA3, N:Q_ARTWA4, N:Q_ARTWA5, N:Q_ARTWA6, N:Q_ARTWA7, N:Q_ARTWB1, N:Q_ARTWB2, N:Q_ARTWB3, N:Q_ARTWB4, N:Q_ARTWB5, N:Q_ARTWB6, N:Q_ARTWB7, N:Q_ARTWB8, N:Q_ARTWB9, N:Q_ARTWC1, N:Q_ARTWC2, Q:Q_ARTW_D (modified), N^Q_ARTW_1 (added to set, modified equation) N^Q_ARTW_A, N^Q_ARTW_B (removed from set) Reason: Updated based on advice from TNSP</p>
<p>27/09/2004: Marked for Archival Generic Equation(s) Generic Equation: X_84_RED Reason: Constraints superseded by new constraints</p>
<p>27/09/2004: Modified Constraint Set(s) and Constraint Equation(s) Constraint Set: Q*X1SV Constraint Equation: N:Q-2XSVCC,..F (total=4) Reason: Formulation updated</p>
<p>1/10/2004: New Constraint Set(s) and Constraint Equation(s) Constraint Set: Q-MK_33BUS Constraint Equation: Q_MK_33BUS, F_Q_MK_33BUS_R6, F_Q_MK_33BUS_R60, F_Q_MK_33BUS_R5, F_Q_MK_33BUS_RREG, F_Q_MK_33BUS_L6, F_Q_MK_33BUS_L60, F_Q_MK_33BUS_L5, F_Q_MK_33BUS_LREG Reason: Out=T38 Mackay 33kV C Bus</p>
<p>Please note that the Effective Date indicates the new/updated Constraint is available from that date, it may not necessarily be invoked until a later time. Refer to the System Operating Procedure SO_OP3709 (http://www.nemmco.com.au/powersystemops/3709.htm) for more information on Generic Constraints. Refer also to the Constraint Naming Guidelines: http://www.nemmco.com.au/dispatchandpricing/200-0062.htm and the Network and FCAS constraint formulation policy: http://www.nemmco.com.au/dispatchandpricing/170-0030.htm Should you have any queries regarding the above please contact Ben Blake on 02 8838 5359</p>

Transmission Outage Start Date 7 - 13 October 2004

ewn publishing

Station Name	Equipment Name	Equipment Type	KV	Start Time	Status	Constraint Set ID
Newcastle 330kV	Newcastle 3 330/138kV XFMR	xfmr2	330/138	2004/10/07 06:15:00	PTP	
Tamworth 330kV	Tamworth Armidale 86 330kV LINE	line	330	2004/10/07 07:00:00	PTP	F-N-ARTW_85
Tamworth 330kV	Tamworth Armidale 86 330kV LINE	line	330	2004/10/07 07:00:00	PTP	N-ARTW_85
Tamworth 330kV	Tamworth Armidale 86 330kV LINE	line	330	2004/10/07 07:00:00	PTP	N-X_84_85
Tamworth 330kV	Tamworth Liddell PS 84 330kV LINE	line	330	2004/10/07 07:00:00	PTP	F-N-LDTW_84
Tamworth 330kV	Tamworth Liddell PS 84 330kV LINE	line	330	2004/10/07 07:00:00	PTP	N-LDTW_84
Tamworth 330kV	Tamworth Liddell PS 84 330kV LINE	line	330	2004/10/07 07:00:00	PTP	N-X_84_85
Moorabool 500kV	Moorabool Sydenham 1 500kV LINE	line	500	2004/10/07 07:00:00	PTP	F-V-MLSY
Moorabool 500kV	Moorabool Sydenham 1 500kV LINE	line	500	2004/10/07 07:00:00	PTP	V-MLSY
Sydenham 500kV	Sydenham 2 500kV BUS	bus	500	2004/10/07 07:00:00	PTP	F-V-MLSY
Sydenham 500kV	Sydenham 2 500kV BUS	bus	500	2004/10/07 07:00:00	PTP	V-MLSY
Calvale 275kV	h24_calv.cplr 5062 cb	cb	275	2004/10/07 07:01:00	PTP	
Sydney East 330kV	Sydney E 3 330/138kV XFMR	xfmr2	330/138	2004/10/07 07:30:00	PDLTTP	
Tuggerah 330kV	Tuggerah Gosford 958 132kV LINE	line	132	2004/10/07 07:30:00	PTP	
Keilor 500kV	Keilor syts ln 2 bus	cb	500	2004/10/07 07:30:00	PDLTTP	
Wagga 132kV	Wagga132 Yass 330kV 990 132kV LINE	line	132	2004/10/07 07:43:00	PDLTTP	
Yallourn Ps 220kV	Yallrn PS w2 gen xfmr grp 220kV	cb	220	2004/10/07 08:00:00	PDLTTP	
Pelican Point Switching station	PELI_P 6723 275kV CB	cb	275	2004/10/07 08:30:00	PDLTTP	
Mobilong 132kV	Mobilong Mannum 132kV LINE	line	132	2004/10/07 09:15:00	PDLTTP	
Para 275kV	PARA 6116 132kV CB	cb	132	2004/10/07 09:15:00	PDLTTP	
Tailem Bend 275kV	Tailem_Bnd Keith 1 132kV LINE	line	132	2004/10/07 09:15:00	PDLTTP	
Tailem Bend 275kV	Tailem_Bnd Keith 2 132kV LINE	line	132	2004/10/07 09:15:00	PDLTTP	
Cherry Gardens 275kV	Cherry_Gdn Mt_Barker 132kV LINE	line	132	2004/10/07 09:30:00	PDLTTP	S-CGMB_R
Pelican Point Switching station	PELI_P 6724 275kV CB	cb	275	2004/10/07 12:30:00	PDLTTP	
Yallourn Ps 220kV	Yallrn PS w3 gen xfmr grp 2 bus 220kV	cb	220	2004/10/07 13:15:00	PDLTTP	
Armidale 330kV	Armidale 8C2 330kV CB	cb	330	2004/10/08 07:00:00	STLTTP	F-N-ARDM_ONE
Armidale 330kV	Armidale 8C2 330kV CB	cb	330	2004/10/08 07:00:00	STLTTP	N-ARDM_ONE
Eildon Ps 220kV	Eildon PS Mt Beauty 1 220kV LINE	line	220	2004/10/08 07:30:00	RESUBMIT	V-DBUSS_L
Eildon Ps 220kV	Eildon PS Mt Beauty 1 220kV LINE	line	220	2004/10/08 07:30:00	RESUBMIT	V-X_EPMB_P
Eildon Ps 220kV	Eildon PS Mt Beauty 2 220kV LINE	line	220	2004/10/08 07:30:00	RESUBMIT	V-DBUSS_L
Eildon Ps 220kV	Eildon PS Mt Beauty 2 220kV LINE	line	220	2004/10/08 07:30:00	RESUBMIT	V-X_EPMB_P
Keilor 500kV	Keilor Sydenham 500kV LINE	line	500	2004/10/08 07:30:00	STLTTP	
Dederang 330kV	Dederang shts 220kV ln	cb	220	2004/10/08 08:00:00	STLTTP	V-DDSH
Murraylink VIC	Murrylnk-V Murrylnk-S 165kV LINE	line	165	2004/10/08 08:00:00	STLTTP	I-ML_ZERO
Pelican Point Switching station	PELI_P 6729 275kV CB	cb	275	2004/10/08 08:30:00	STLTTP	
Waterloo 132kV	W_LOO 6015 132kV CB	cb	132	2004/10/08 08:30:00	STLTTP	
Pelican Point Switching station	PELI_P 6725 275kV CB	cb	275	2004/10/08 12:30:00	STLTTP	S-PPT_SINGLE_CONT
Kerang 220kV	Kerang 2 220kV BUS	bus	220	2004/10/09 06:30:00	STLTTP	
Kerang 220kV	Kerang 2 220kV BUS	bus	220	2004/10/09 07:00:00	STLTTP	
Vineyard 330kV	Vineyard B 330kV BUS	bus	330	2004/10/09 07:30:00	STLTTP	
Moorabool 500kV	Moorabool Sydenham 1 500kV LINE	line	500	2004/10/09 07:30:00	SUBMIT	
Red Cliffs 220kV	Red Cliffs 1 66kV REACT	react	66	2004/10/09 07:30:00	STLTTP	
Red Cliffs 220kV	Red Cliffs 1A1B 235/22kV XFMR	xfmr2	235/22	2004/10/09 07:30:00	STLTTP	
Sydenham 500kV	Sydenham 2 500kV BUS	bus	500	2004/10/09 07:30:00	SUBMIT	
Mt Gambier 132kV	Mt Gambier South_East 132kV LINE	line	132	2004/10/09 15:30:00	RESUBMIT	S-SEMT_SG
South Pine 275kV	h2_spine.fdr 7412 cb	cb	110	2004/10/10 01:30:00	SUBMIT	
South Pine 275kV	S Pine 1 275/110kV XFMR	xfmr2	275/110	2004/10/10 01:30:00	SUBMIT	
South Pine 275kV	S Pine 5 275/110kV XFMR	xfmr2	275/110	2004/10/10 01:30:00	SUBMIT	
Keilor 500kV	Keilor 1A 66kV CAP	cap	66	2004/10/10 05:00:00	STLTTP	
Keilor 500kV	Keilor 1B 66kV CAP	cap	66	2004/10/10 05:00:00	STLTTP	
Keilor 500kV	Keilor Sydenham 500kV LINE	line	500	2004/10/10 07:30:00	SUBMIT	
Moorabool 500kV	Moorabool Sydenham 1 500kV LINE	line	500	2004/10/10 07:30:00	SUBMIT	
Swanbank B 275kV	SwanBk B 2 275kV BUS	bus	275	2004/10/10 08:00:00	SUBMIT	
Mintaro 132kV	Mintaro Brinkworth 132kV LINE	line	132	2004/10/10 08:30:00	STLTTP	
Mt Gambier 132kV	Mt Gambier 1 132/33/11kV XFMR	xfmr3	132/33/11	2004/10/10 08:30:00	STLTTP	

13

Station Name	Equipment Name	Equipment Type	KV	Start Time	Status	Constraint Set ID
Bayswater 330kV	Bayswtr330 332 330kV CB	cb	330	2004/10/11 07:00:00	SUBMIT	
Bayswater 330kV	Bayswtr330 5022 330kV CB	cb	330	2004/10/11 07:00:00	SUBMIT	
Liddell Ps 330kV	Liddell PS 332 330kV CB	cb	330	2004/10/11 07:00:00	SUBMIT	
Liddell Ps 330kV	Liddell PS 5022 330kV CB	cb	330	2004/10/11 07:00:00	SUBMIT	
Liddell Ps 330kV	Liddell PS Bayswtr330 33 330kV LINE	line	330	2004/10/11 07:00:00	SUBMIT	
Bouldercombe 275kV	h10_bcmb.cplr 5032 cb	cb	275	2004/10/11 07:00:00	SUBMIT	
Bouldercombe 275kV	Bouldercmb Broadsound 820 275kV LINE	line	275	2004/10/11 07:00:00	SUBMIT	
Bouldercombe 275kV	Bouldercmb Gladstn275 811 275kV LINE	line	275	2004/10/11 07:00:00	SUBMIT	
Loganlea 275kV	h22_logn.Cplr 5452 cb	cb	275	2004/10/11 07:00:00	SUBMIT	
Loganlea 275kV	h22_logn.Fdr 8292 cb	cb	275	2004/10/11 07:00:00	SUBMIT	
Ross 275kV	Ross 275kV 1 275kV SVC	svc	275	2004/10/11 07:00:00	SUBMIT	
Bendigo 220kV	Bendigo Shepparton 220kV LINE	line	220	2004/10/11 07:00:00	STLTP	V-BESH
Rowville 500kV	Rowvill500 A1 500/220kV XFMR	xfmr2	500/220	2004/10/11 07:00:00	STLTP	V-ROTX P
South Morang 500kV	S Morang Sydenham 1 500kV LINE	line	500	2004/10/11 07:00:00	STLTP	
Morphett Vale East 275kV	Mrpht_VI_E Happy_Vly 275kV LINE	line	275	2004/10/11 07:30:00	STLTP	
Hazelwood Ps 220kV	Hazelwd PS 4 gen xfmr 1 bus 220kV	cb	220	2004/10/11 07:30:00	STLTP	
Moorabool 500kV	Moorabool syts 1 In 1 bus	cb	500	2004/10/11 07:30:00	STLTP	
Moorabool 500kV	Moorabool Sydenham 1 500kV LINE	line	500	2004/10/11 07:30:00	STLTP	F-V-MSLY
Moorabool 500kV	Moorabool Sydenham 1 500kV LINE	line	500	2004/10/11 07:30:00	STLTP	V-MSLY
Fishermans Bend 220kV	Fshmsns Bnd 22kV SYNC	sync	22	2004/10/11 07:45:00	STLTP	
South Pine 275kV	h2_spine.tfmr 5452 cb	cb	275	2004/10/11 08:00:00	SUBMIT	
Kilburn 275kV	Kilburn Northfield 275kV LINE	line	275	2004/10/11 08:00:00	SUBMIT	
Mannum	Mannum Mnm-Adl 2 2 132kV LINE	line	132	2004/10/11 08:00:00	STLTP	
Para 275kV	Para 275kV 1 275kV SVC	svc	275	2004/10/11 08:30:00	MTLTP	S-PA_VC_1
Murraylink VIC	Murrylink-V Murrylink-S 165kV LINE	line	165	2004/10/12 04:30:00	MTLTP	I-ML_ZERO
Murraylink Vic	Mrrylink Vc Red Cliffs 220kV LINE	line	220	2004/10/12 04:30:00	SUBMIT	
Bayswater 330kV	Bayswtr330 332 330kV CB	cb	330	2004/10/12 07:00:00	SUBMIT	
Bayswater 330kV	Bayswtr330 5022 330kV CB	cb	330	2004/10/12 07:00:00	SUBMIT	
Liddell Ps 330kV	Liddell PS 332 330kV CB	cb	330	2004/10/12 07:00:00	SUBMIT	
Liddell Ps 330kV	Liddell PS 5022 330kV CB	cb	330	2004/10/12 07:00:00	SUBMIT	
Liddell Ps 330kV	Liddell PS Bayswtr330 33 330kV LINE	line	330	2004/10/12 07:00:00	SUBMIT	
Bouldercombe 275kV	h10_bcmb.fdr 8202 cb	cb	275	2004/10/12 07:00:00	SUBMIT	
Bouldercombe 275kV	h10_bcmb.fdr 8212 cb	cb	275	2004/10/12 07:00:00	SUBMIT	
Bouldercombe 275kV	Bouldercmb Broadsound 820 275kV LINE	line	275	2004/10/12 07:00:00	SUBMIT	
Bouldercombe 275kV	Bouldercmb Nebo 275kV 821 275kV LINE	line	275	2004/10/12 07:00:00	SUBMIT	
Calvale 275kV	h24_calv.Fdr 8532 cb	cb	275	2004/10/12 07:00:00	SUBMIT	
Dysart 132kV	Dysart Nrwhc Pk-T 7150/2 132kV LINE	line	132	2004/10/12 07:00:00	SUBMIT	
Lilyvale 275kV	Lilyvale Nrwhc Pk-T 7150/1 132kV LINE	line	132	2004/10/12 07:00:00	SUBMIT	
Norwich Park 132kV	Norwich Pk Nrwhc Pk-T 7150/3 132kV LINE	line	132	2004/10/12 07:00:00	SUBMIT	
South Morang 500kV	S Morang Sydenham 1 500kV LINE	line	500	2004/10/12 07:00:00	SUBMIT	
Moorabool 500kV	Moorabool Sydenham 1 500kV LINE	line	500	2004/10/12 07:30:00	SUBMIT	F-V-MSLY
Moorabool 500kV	Moorabool Sydenham 1 500kV LINE	line	500	2004/10/12 07:30:00	SUBMIT	V-MSLY
Wagga 330kV	Wagga 622 330kV CB	cb	330	2004/10/12 08:00:00	STLTP	
Bayswater 330kV	Bayswtr330 332 330kV CB	cb	330	2004/10/13 07:00:00	SUBMIT	
Bayswater 330kV	Bayswtr330 5022 330kV CB	cb	330	2004/10/13 07:00:00	SUBMIT	
Liddell Ps 330kV	Liddell PS 332 330kV CB	cb	330	2004/10/13 07:00:00	SUBMIT	
Liddell Ps 330kV	Liddell PS 5022 330kV CB	cb	330	2004/10/13 07:00:00	SUBMIT	
Liddell Ps 330kV	Liddell PS Bayswtr330 33 330kV LINE	line	330	2004/10/13 07:00:00	SUBMIT	
Bouldercombe 275kV	h10_bcmb.fdr 8482 cb	cb	275	2004/10/13 07:00:00	SUBMIT	
Bouldercombe 275kV	h10_bcmb.fdr 8492 cb	cb	275	2004/10/13 07:00:00	SUBMIT	
Bouldercombe 275kV	Bouldercmb Stanwell 848 275kV LINE	line	275	2004/10/13 07:00:00	SUBMIT	
Bouldercombe 275kV	Bouldercmb Stanwell 849 275kV LINE	line	275	2004/10/13 07:00:00	SUBMIT	
Stanwell 275kV	h29_stan.fdr 8552 cb	cb	275	2004/10/13 07:00:00	SUBMIT	
Stanwell 275kV	h29_stan.fdr 8562 cb	cb	275	2004/10/13 07:00:00	SUBMIT	
Ballarat 220kV	Ballart220 Bendigo 220kV LINE	line	220	2004/10/13 07:00:00	SUBMIT	
South Morang 500kV	S Morang Sydenham 1 500kV LINE	line	500	2004/10/13 07:00:00	SUBMIT	
Moorabool 500kV	Moorabool Sydenham 1 500kV LINE	line	500	2004/10/13 07:30:00	SUBMIT	
Wagga 330kV	Wagga Jinderra 62 330kV LINE	line	330	2004/10/13 08:00:00	MTLTP	N-BUDP_P
Wagga 330kV	Wagga Jinderra 62 330kV LINE	line	330	2004/10/13 08:00:00	MTLTP	N-JNWG_P
Wagga 330kV	Wagga Jinderra 62 330kV LINE	line	330	2004/10/13 08:00:00	MTLTP	V-DBUSS_L
Wagga 330kV	Wagga Jinderra 62 330kV LINE	line	330	2004/10/13 08:00:00	MTLTP	V-DBUSS_T
Ballarat 220kV	Ballart220 Bendigo 220kV LINE	line	220	2004/10/13 08:00:00	MTLTP	V-BABE_P
Playford A + B Ps 275kV	PLAY BL2 275kV CB	cb	275	2004/10/13 08:30:00	SUBMIT	
Para 275kV	Para 275kV 61 275kV CAP	cap	275	2004/10/13 09:00:00	SUBMIT	
Parafield Gardens West 275kV	Prfd_Gdn_W 1 275/66kV XFMR	xfmr2	275/66	2004/10/13 09:00:00	SUBMIT	
Pelican Point Switching station	PeIn_Pt Prfd_Gdn_W 275kV LINE	line	275	2004/10/13 09:00:00	SUBMIT	
Wagga 330kV	Wagga 5012 330kV CB	cb	330	2004/10/13 10:00:00	SUBMIT	

Transmission Outage Start Date 7 - 13 October 2004

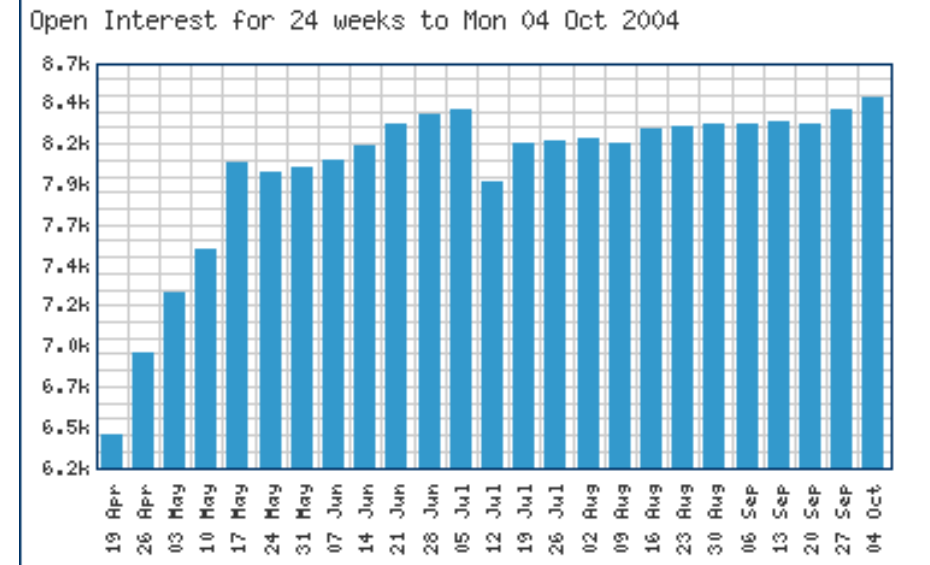
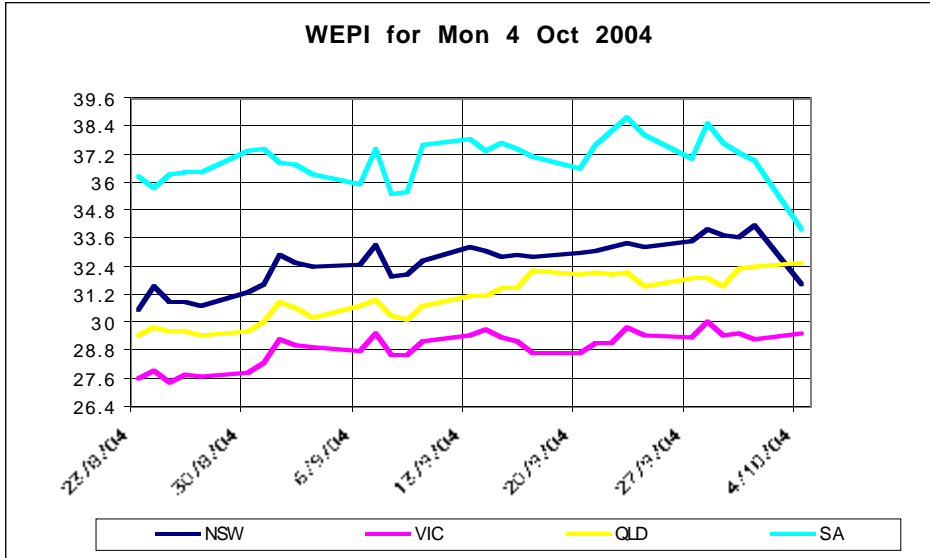
ewn publishing

Station Name	Equipment Name	Equipment Type	KV	End Time	Status	Constraint Set ID
Pelican Point Switching station	PELI_P 6723 275kV CB	cb	275	2004/10/07 12:00:00	PDLT	
Yallourn Ps 220kV	Yallrn PS w2 gen xfmr grp 220kV	cb	220	2004/10/07 12:00:00	PDLT	
Keilor 500kV	Keilor syts ln 2 bus	cb	500	2004/10/07 14:00:00	PDLT	
Tamworth 330kV	Tamworth Armidale 86 330kV LINE	line	330	2004/10/07 15:00:00	PTP	F-N-ARTW_85
Tamworth 330kV	Tamworth Armidale 86 330kV LINE	line	330	2004/10/07 15:00:00	PTP	N-ARTW_85
Tamworth 330kV	Tamworth Armidale 86 330kV LINE	line	330	2004/10/07 15:00:00	PTP	N-X_84_85
Tamworth 330kV	Tamworth Liddell PS 84 330kV LINE	line	330	2004/10/07 15:00:00	PTP	F-N-LDTW_84
Tamworth 330kV	Tamworth Liddell PS 84 330kV LINE	line	330	2004/10/07 15:00:00	PTP	N-LDTW_84
Tamworth 330kV	Tamworth Liddell PS 84 330kV LINE	line	330	2004/10/07 15:00:00	PTP	N-X_84_85
Sydney East 330kV	Sydney E 3 330/138kV XFMR	xfmr2	330/138	2004/10/07 15:30:00	PDLT	
Cherry Gardens 275kV	Cherry Gdn Mt. Barker 132kV LINE	line	132	2004/10/07 15:30:00	PDLT	S-CGMB_R
Para 275kV	Para 275kV 2 275kV SVC	svc	275	2004/10/07 15:30:00	PTP	S-PA_VC_1
Mobilong 132kV	Mobilong Mannum 132kV LINE	line	132	2004/10/07 15:45:00	PDLT	
Para 275kV	PARA 6116 132kV CB	cb	132	2004/10/07 15:45:00	PDLT	
Tailem Bend 275kV	Tailem_Bnd Keith 1 132kV LINE	line	132	2004/10/07 15:45:00	PDLT	
Tailem Bend 275kV	Tailem_Bnd Keith 2 132kV LINE	line	132	2004/10/07 15:45:00	PDLT	
Newcastle 330kV	Newcastle 3 330/138kV XFMR	xfmr2	330/138	2004/10/07 16:00:00	PTP	
Wagga 132kV	Wagga132 Yass 330kV 990 132kV LINE	line	132	2004/10/07 16:00:00	PDLT	
Calvale 275kV	h24_calv.cplr 5062 cb	cb	275	2004/10/07 16:00:00	PTP	
Pelican Point Switching station	PELI_P 6724 275kV CB	cb	275	2004/10/07 16:00:00	PDLT	
Moorabool 500kV	Moorabool Sydenham 1 500kV LINE	line	500	2004/10/07 16:00:00	PTP	F-V-MLSY
Moorabool 500kV	Moorabool Sydenham 1 500kV LINE	line	500	2004/10/07 16:00:00	PTP	V-MLSY
Sydenham 500kV	Sydenham 2 500kV BUS	bus	500	2004/10/07 16:00:00	PTP	F-V-MLSY
Sydenham 500kV	Sydenham 2 500kV BUS	bus	500	2004/10/07 16:00:00	PTP	V-MLSY
Yallourn Ps 220kV	Yallrn PS w3 gen xfmr grp 2 bus 220kV	cb	220	2004/10/07 16:00:00	PDLT	
Tamworth 330kV	Tamworth 1 330kV REACT	react	330	2004/10/07 17:00:00	PTP	
Tuggerah 330kV	Tuggerah Gosford 958 132kV LINE	line	132	2004/10/07 17:00:00	PTP	
Eildon Ps 220kV	Eildon PS Mt Beauty 1 220kV LINE	line	220	2004/10/07 17:00:00	PTP	V-DBUSS_L
Eildon Ps 220kV	Eildon PS Mt Beauty 1 220kV LINE	line	220	2004/10/07 17:00:00	PTP	V-X_EPMB_P
Eildon Ps 220kV	Eildon PS Mt Beauty 2 220kV LINE	line	220	2004/10/07 17:00:00	PTP	V-DBUSS_L
Eildon Ps 220kV	Eildon PS Mt Beauty 2 220kV LINE	line	220	2004/10/07 17:00:00	PTP	V-X_EPMB_P
Pelican Point Switching station	PELI_P 6729 275kV CB	cb	275	2004/10/08 12:00:00	STLTP	
Armidale 330kV	Armidale 8C2 330kV CB	cb	330	2004/10/08 13:00:00	STLTP	F-N-ARDM_ONE
Armidale 330kV	Armidale 8C2 330kV CB	cb	330	2004/10/08 13:00:00	STLTP	N-ARDM_ONE
Waterloo 132kV	W_LOO 6015 132kV CB	cb	132	2004/10/08 14:30:00	STLTP	
Pelican Point Switching station	PELI_P 6725 275kV CB	cb	275	2004/10/08 16:00:00	STLTP	S-PPT_SINGLE_CONT
Dederang 330kV	Dederang shts 220kV ln	cb	220	2004/10/08 16:00:00	STLTP	V-DDSH
Murraylink VIC	Murrylink-V Murrylink-S 165kV LINE	line	165	2004/10/08 16:00:00	STLTP	I-ML_ZERO
Eildon Ps 220kV	Eildon PS Mt Beauty 1 220kV LINE	line	220	2004/10/08 16:30:00	RESUBMIT	V-DBUSS_L
Eildon Ps 220kV	Eildon PS Mt Beauty 1 220kV LINE	line	220	2004/10/08 16:30:00	RESUBMIT	V-X_EPMB_P
Eildon Ps 220kV	Eildon PS Mt Beauty 2 220kV LINE	line	220	2004/10/08 16:30:00	RESUBMIT	V-DBUSS_L
Eildon Ps 220kV	Eildon PS Mt Beauty 2 220kV LINE	line	220	2004/10/08 16:30:00	RESUBMIT	V-X_EPMB_P
Keilor 500kV	Keilor Sydenham 500kV LINE	line	500	2004/10/08 16:30:00	STLTP	
Moorabool 500kV	Moorabool hyts 1/syts 1 ln	cb	500	2004/10/08 16:30:00	PTP	
Sydenham 500kV	Sydenham mlts 1 ln 2 bus	cb	500	2004/10/08 17:00:00	PTP	
Lilyvale 275kV	Lilyvale 1 288/138/19kV XFMR	xfmr3	288/138/19	2004/10/08 18:00:00	PTP	
Kerang 220kV	Kerang 2 220kV BUS	bus	220	2004/10/08 18:30:00	PTP	
Kerang 220kV	Kerang Red Cliffs 220kV LINE	line	220	2004/10/08 18:30:00	PTP	V-KGRC
Red Cliffs 220kV	Red Cliffs 2 22kV CAP	cap	22	2004/10/08 18:30:00	PTP	
Broadsound 275kV	Broadsound 2 275kV BUS	bus	275	2004/10/08 20:00:00	PTP	
Vineyard 330kV	Vineyard B 330kV BUS	bus	330	2004/10/09 15:00:00	STLTP	
Mt Gambier 132kV	Mt Gambier South East 132kV LINE	line	132	2004/10/09 16:00:00	RESUBMIT	S-SEMT_SG
Red Cliffs 220kV	Red Cliffs 1 66kV REACT	react	66	2004/10/09 16:30:00	STLTP	
Red Cliffs 220kV	Red Cliffs 1A1B 235/22kV XFMR	xfmr2	235/22	2004/10/09 16:30:00	STLTP	
Moorabool 500kV	Moorabool Sydenham 1 500kV LINE	line	500	2004/10/09 18:00:00	SUBMIT	
Sydenham 500kV	Sydenham 2 500kV BUS	bus	500	2004/10/09 18:00:00	SUBMIT	
Kerang 220kV	Kerang 2 220kV BUS	bus	220	2004/10/09 18:30:00	STLTP	

Station Name	Equipment Name	Equipment Type	KV	End Time	Status	Constraint Set ID
South Pine 275kV	h2_spine.fdr 7412 cb	cb	110	2004/10/10 02:00:00	SUBMIT	
South Pine 275kV	S Pine 1 275/110kV XFMR	xfmr2	275/110	2004/10/10 02:00:00	SUBMIT	
South Pine 275kV	S Pine 5 275/110kV XFMR	xfmr2	275/110	2004/10/10 02:00:00	SUBMIT	
Mintaro 132kV	Mintaro Brinkworth 132kV LINE	line	132	2004/10/10 15:30:00	STLTP	
Swanbank B 275kV	SwanBk B 2 275kV BUS	bus	275	2004/10/10 16:00:00	SUBMIT	
Keilor 500kV	Keilor 1A 66kV CAP	cap	66	2004/10/10 17:00:00	STLTP	
Keilor 500kV	Keilor 1B 66kV CAP	cap	66	2004/10/10 17:00:00	STLTP	
Kerang 220kV	Kerang 2 220kV BUS	bus	220	2004/10/10 17:00:00	STLTP	
Keilor 500kV	Keilor Sydenham 500kV LINE	line	500	2004/10/10 18:00:00	SUBMIT	
Moorabool 500kV	Moorabool Sydenham 1 500kV LINE	line	500	2004/10/10 18:00:00	SUBMIT	
Bayswater 330kV	Bayswtr330 332 330kV CB	cb	330	2004/10/11 16:00:00	SUBMIT	
Bayswater 330kV	Bayswtr330 5022 330kV CB	cb	330	2004/10/11 16:00:00	SUBMIT	
Liddell Ps 330kV	Liddell PS 332 330kV CB	cb	330	2004/10/11 16:00:00	SUBMIT	
Liddell Ps 330kV	Liddell PS 5022 330kV CB	cb	330	2004/10/11 16:00:00	SUBMIT	
Liddell Ps 330kV	Liddell PS Bayswtr330 33 330kV LINE	line	330	2004/10/11 16:00:00	SUBMIT	
Moorabool 500kV	Moorabool Sydenham 1 500kV LINE	line	500	2004/10/11 16:00:00	STLTP	F-V-MLSY
Moorabool 500kV	Moorabool Sydenham 1 500kV LINE	line	500	2004/10/11 16:00:00	STLTP	V-MLSY
Bouldercombe 275kV	h10_bomb.cplr 5032 cb	cb	275	2004/10/11 17:00:00	SUBMIT	
Bouldercombe 275kV	Bouldercomb Broadsound 820 275kV LINE	line	275	2004/10/11 17:00:00	SUBMIT	
Bouldercombe 275kV	Bouldercomb Gladstn275 811 275kV LINE	line	275	2004/10/11 17:00:00	SUBMIT	
Bendigo 220kV	Bendigo Shepparton 220kV LINE	line	220	2004/10/11 17:00:00	STLTP	V-BESH
South Morang 500kV	S Morang Sydenham 1 500kV LINE	line	500	2004/10/11 17:00:00	STLTP	
Para 275kV	Para 275kV 1 275kV SVC	svc	275	2004/10/12 15:30:00	MTLTP	S-PA_VC_1
Bayswater 330kV	Bayswtr330 332 330kV CB	cb	330	2004/10/12 16:00:00	SUBMIT	
Bayswater 330kV	Bayswtr330 5022 330kV CB	cb	330	2004/10/12 16:00:00	SUBMIT	
Liddell Ps 330kV	Liddell PS 332 330kV CB	cb	330	2004/10/12 16:00:00	SUBMIT	
Liddell Ps 330kV	Liddell PS 5022 330kV CB	cb	330	2004/10/12 16:00:00	SUBMIT	
Liddell Ps 330kV	Liddell PS Bayswtr330 33 330kV LINE	line	330	2004/10/12 16:00:00	SUBMIT	
Wagga 330kV	Wagga 622 330kV CB	cb	330	2004/10/12 16:00:00	STLTP	
Calvale 275kV	h24_calv. Fdr 8532 cb	cb	275	2004/10/12 16:00:00	SUBMIT	
Moorabool 500kV	Moorabool Sydenham 1 500kV LINE	line	500	2004/10/12 16:00:00	SUBMIT	F-V-MLSY
Moorabool 500kV	Moorabool Sydenham 1 500kV LINE	line	500	2004/10/12 16:00:00	SUBMIT	V-MLSY
Moorabool 500kV	Moorabool syts 1 In 1 bus	cb	500	2004/10/12 16:30:00	STLTP	
Bouldercombe 275kV	h10_bomb.fdr 8202 cb	cb	275	2004/10/12 17:00:00	SUBMIT	
Bouldercombe 275kV	h10_bomb.fdr 8212 cb	cb	275	2004/10/12 17:00:00	SUBMIT	
Bouldercombe 275kV	Bouldercomb Broadsound 820 275kV LINE	line	275	2004/10/12 17:00:00	SUBMIT	
Bouldercombe 275kV	Bouldercomb Nebo 275kV 821 275kV LINE	line	275	2004/10/12 17:00:00	SUBMIT	
Dysart 132kV	Dysart Nrwhc Pk-T 7150/2 132kV LINE	line	132	2004/10/12 17:00:00	SUBMIT	
Lilyvale 275kV	Lilyvale Nrwhc Pk-T 7150/1 132kV LINE	line	132	2004/10/12 17:00:00	SUBMIT	
Norwich Park 132kV	Norwich Pk Nrwhc Pk-T 7150/3 132kV LINE	line	132	2004/10/12 17:00:00	SUBMIT	
South Morang 500kV	S Morang Sydenham 1 500kV LINE	line	500	2004/10/12 17:00:00	SUBMIT	
Wagga 330kV	Wagga 5012 330kV CB	cb	330	2004/10/13 12:00:00	SUBMIT	
Bayswater 330kV	Bayswtr330 332 330kV CB	cb	330	2004/10/13 16:00:00	SUBMIT	
Bayswater 330kV	Bayswtr330 5022 330kV CB	cb	330	2004/10/13 16:00:00	SUBMIT	
Liddell Ps 330kV	Liddell PS 332 330kV CB	cb	330	2004/10/13 16:00:00	SUBMIT	
Liddell Ps 330kV	Liddell PS 5022 330kV CB	cb	330	2004/10/13 16:00:00	SUBMIT	
Liddell Ps 330kV	Liddell PS Bayswtr330 33 330kV LINE	line	330	2004/10/13 16:00:00	SUBMIT	
Wagga 330kV	Wagga Jinderra 62 330kV LINE	line	330	2004/10/13 16:00:00	MTLTP	N-BUDP_P
Wagga 330kV	Wagga Jinderra 62 330kV LINE	line	330	2004/10/13 16:00:00	MTLTP	N-JNWG_P
Wagga 330kV	Wagga Jinderra 62 330kV LINE	line	330	2004/10/13 16:00:00	MTLTP	V-DBUSS_L
Wagga 330kV	Wagga Jinderra 62 330kV LINE	line	330	2004/10/13 16:00:00	MTLTP	V-DBUSS_T
South Pine 275kV	h2_spine.tfmr 5452 cb	cb	275	2004/10/13 16:00:00	SUBMIT	
Ballarat 220kV	Ballart220 Bendigo 220kV LINE	line	220	2004/10/13 16:00:00	SUBMIT	
Moorabool 500kV	Moorabool Sydenham 1 500kV LINE	line	500	2004/10/13 16:00:00	SUBMIT	
Para 275kV	Para 275kV 61 275kV CAP	cap	275	2004/10/13 16:30:00	SUBMIT	
Ballarat 220kV	Ballart220 Bendigo 220kV LINE	line	220	2004/10/13 16:30:00	MTLTP	V-BABE_P
Bouldercombe 275kV	h10_bomb.fdr 8482 cb	cb	275	2004/10/13 17:00:00	SUBMIT	
Bouldercombe 275kV	h10_bomb.fdr 8492 cb	cb	275	2004/10/13 17:00:00	SUBMIT	
Bouldercombe 275kV	Bouldercomb Stanwell 848 275kV LINE	line	275	2004/10/13 17:00:00	SUBMIT	
Bouldercombe 275kV	Bouldercomb Stanwell 849 275kV LINE	line	275	2004/10/13 17:00:00	SUBMIT	
Stanwell 275kV	h29_stan.fdr 8552 cb	cb	275	2004/10/13 17:00:00	SUBMIT	
Stanwell 275kV	h29_stan.fdr 8562 cb	cb	275	2004/10/13 17:00:00	SUBMIT	
South Morang 500kV	S Morang Sydenham 1 500kV LINE	line	500	2004/10/13 17:00:00	SUBMIT	

D-cypha Weekly Report

EWN Publishing



Trading summary for week ending Monday 4/10/04

- Futures contracts traded this week = 170
 - Base = 60
 - Peak = 110
- Options contracts traded this week = 0
- Volume of EFP trades this week = 0
- Volume of BTF trades this week = 140
- Futures & Options contracts traded to date = 22,138
- Open Interest as at COB Monday 4/10/04 = 8,560 lots

Average volume

- Average daily volume FY04-05 = 29
- September 2004 average daily volume = 20
- August 2004 average daily volume = 28
- July 2004 average daily volume = 39

Activity

- Volume on the bid and offer, counted at 4.45pm on 1/10/04= 985 lots.
- Brokers with active orders this week include: CSFB, ICAP, JP Morgan, Man Financial and Prebon.

- Bids and offers consistently quoted across all four states in Quarterly and Cal/Fin Year Strip Products and in the Custom Market.

Source: D-cypha.